

(FOUR STAR EXPORT HOUSE RECOGNISED BY GOVT OF INDIA)
INTEGRATED MANAGEMENT SYSTEM CERTIFIED AND PRACTICING COMPANY

DIVISIONAL OFFICE :

No. 83 (Old No. 41), 1st Main Road, R.A. Puram, Chennai 600 028, INDIA

Phone : +91 44 4227 7374 Fax : +91 44 4306 0622

E-Mail : loyal@loyaltextiles.com  : www.loyaltextiles.com

REF: LTM/SEC/1819/001

25th May 2018

The President
The Stock Exchange, Mumbai
PhirozeeJeejeebhoy Towers
Dalal Street
Mumbai-400 001

Fax: 022-22723121

Dear Sir,

Sub: Standalone and Consolidated Audited Accounts for the year ended 31st March 2018.

We are enclosing Standalone and Consolidated financial results with Form A unmodified opinion separately for Standalone and Consolidated Auditor reports along with the Standalone and Consolidated Segment Reporting of our Company for the quarter/year ended 31st March 2018 as required under regulation 33 (3) of SEBI (Listing obligation and disclosure requirement) Regulations 2015, which has been reviewed by the Audit Committee and taken on record by the Board of Directors of the Company at their meeting held today.


The Board has recommended a Final dividend of Rs.5.00/- (50%) per equity shares of Rs.10/- each.

In this connection, we are sending herewith the Certified True Copy of the Audited Financial Results of the Company for the Year ended 31.03.2018, both Standalone and Consolidated along with the Auditors Report.

The Board Meeting commenced at 3.30 P.M and concluded at 6.15 P.M.

Kindly take the above information on record.

Thanking you,
Yours truly,
For Loyal Textile Mills Limited


P Manivannan

Whole-time Director

DIN :- 00366954



Regd. Office :

No. 21/4, Mill Street, Kovilpatti 628 501, Tamilnadu, India




Phone : +91 04632 220001-5 Fax : +91 4632 221353

E-Mail : kovilpatti@loyaltextiles.com

GSTIN Tamil Nadu : 33AAACL2632C128

Andhra Pradesh : 37AAACL2632C120

CIN : L17111TN1946PLC001361. Pan No : AAACL2632C



(FOUR STAR EXPORT HOUSE RECOGNISED BY GOVT OF INDIA)
INTEGRATED MANAGEMENT SYSTEM CERTIFIED AND PRACTICING COMPANY

DIVISIONAL OFFICE :
No. 83 (Old No. 41), 1st Main Road, R.A. Puram, Chennai 600 028, INDIA
Phone : +91 44 4227 7374 Fax : +91 44 4306 0622
E-Mail : loyal@loyaltextiles.com : www.loyaltextiles.com

REF: LTM/SEC/1819/001

25th May 2018

The President
BSE Limited
PhirozeJeejeebhoy Towers,
Dalal Street,
Mumbai -400001.

Security ID/Code - 514036

Dear Sir/Madam,

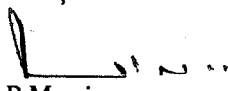
Sub: Declaration of unmodified opinion in Auditors report on the audited standalone and consolidated financial results of the company for the financial year ended 31st March, 2018

Ref: Regulation 33(3) (d) of SEBI (LODR) Regulations, 2015

Pursuant to regulation 33(3)(d) of SEBI (Listing Obligations and Disclosure Requirements) Regulations, 2015, We hereby declare that the Statutory Auditors of the Company M/s.Ganesh Prasad & Associates have issued Auditors report on the Audited Standalone and consolidated Financial Statements for the financial year ended 31stMarch, 2018 with unmodified opinion.

Thanking you,

For Loyal Textile Mills Limited


P Manivannan
Whole-time Director
DIN :- 00366954

LOYAL TEXTILE MILLS LIMITED

Registered Office : 21/4 Mills Street, Kovilpatti 628 501

CIN : L17111TN1964PLC001361

STATEMENT OF AUDITED FINANCIAL RESULTS FOR THE QUARTER AND YEAR ENDED 31st MARCH, 2018

(₹. In lakhs except per share data)

Sl No	Particulars	STANDALONE				CONSOLIDATED	
		Quarter ended (31.03.2018)	Quarter ended (31.03.2017)	Year ended (31.03.2018)	Year ended (31.03.2017)	Year ended (31.03.2018)	Year ended (31.03.2017)
		Audited	Audited	Audited	Audited	Audited	Audited
1	Total income from operations	32,767	31,257	1,15,875	1,13,474	1,15,882	1,13,649
2	Net profit / (Loss) for the period (before Tax, exceptional items)	807	406	1,651	2,361	1,876	2,503
3	Net profit / (Loss) for the period before tax (after exceptional items)	807	406	1,651	2,361	1,876	2,503
4	Net profit / (Loss) for the period after tax (after exceptional items)	1,257	404	2,308	2,368	2,533	2,510
5	Total Comprehensive Income for the Period [Comprising Profit / (Loss) for the period (after tax) and Other Comprehensive Income (after tax)]	1,205	492	2,230	2,688	2,456	2,830
6	Equity share capital	482	482	482	482	482	482
7	Reserves (excluding Revaluation Reserve) as shown in the Audited Balance sheet of Previous year	17,384	15,224	17,384	15,224	18,311	16,135
8	Earnings per share (Rs.10 each) (for Continuing and Discontinued operations) -						
	a. Basic	26.10	8.39	47.92	49.16	52.60	52.10
	b. Diluted	26.10	8.39	47.92	49.16	52.60	52.10

Note

- The above is an extract of the detailed format of Quarter and Year Ended financial results as on 31st March, 2018 filed with the Stock Exchange under Regulation 33 of the SEBI (Listing Obligations and Disclosure Requirements) Regulations, 2015. The full format of the year ended Audited financial results as on March, 2018 are available on the Bombay Stock Exchange website (URL:www.bseindia.com/corporates) and on the company website (URL:www.loyaltextiles.com).
- Reconciliation between financial results as reported under previous Indian GAAP and IND AS is as under.

(₹ in Lakhs)

Particulars	STANDALONE		CONSOLIDATED
	Quarter ended 31.03.2017	Year ended 31.03.2017	Year ended 31.03.2017
Net profit after tax as per previous IGAAP	481	2,669	2,810
IND AS Adjustments :			
- Actuarial Gain on Employee defined benefit fund reclassified to Other Comprehensive Income	(57)	(224)	(224)
- Tax impact on above	(20)	(77)	(77)
Net Profit / (Loss) as per Ind AS	404	2,368	2,509
Other Comprehensive Income:			
- Gain / (Loss) on Fair Value of Investments	11	20	20
- Actuarial Gain on Employee defined benefit fund reclassified	57	224	224
- Tax impact on above	20	77	77
Total Comprehensive income as per IND AS	492	2,688	2,830

This reconciliation statement has been provided in accordance with circular CIR/CFD/FAC/62/2016 issued by SEBI dated July 5, 2016 on account of implementation of IND AS by listed companies.

- Previous period figures have been re-grouped wherever necessary.

For Loyal Textile Mills Limited

Place : Chennai

Date : 25th May 2018

P Manivannan
Wholetime Director

Vallu M Ramaswami
Wholetime Director
and
Chairperson

LOYAL TEXTILE MILLS LIMITED

Registered Office : 21/4 Mills Street, Kovilpatti 628 501

CIN : L17111TN1964PLC001361

STANDALONE STATEMENT OF AUDITED FINANCIAL RESULTS FOR THE QUARTER AND YEAR ENDED 31st MARCH, 2018

(₹. In lakhs except per share data)

S.No	PARTICULARS	Quarter ended			Year ended	
		31.03.2018	31.12.2017	31.03.2017	31.03.2018	31.03.2017
		Audited	(Unaudited)	Audited	Audited	Audited
1	Revenue from Operations	32,767	29,012	31,257	1,15,875	1,13,474
2	Other Income	587	114	308	788	383
3	Total Revenue (1+2)	33,354	29,126	31,565	1,16,663	1,13,857
4	Expenses:					
	a. Cost of materials consumed	15,912	15,013	13,364	59,617	51,050
	b. Purchases of Stock in Trade	4,685	1,926	6,488	13,122	19,139
	c. Changes in inventories of:					
	- Finished Goods	332	2,141	763	281	(726)
	- Work in progress	1,062	(475)	29	710	(450)
	d. Employee benefits expense	2,583	1,875	2,088	9,292	9,023
	e. Finance Cost	578	1,066	624	3,907	4,203
	f. Depreciation & Amortisation expense	1,465	1,546	1,751	6,048	6,768
	g. Other expenses	5,932	5,624	6,052	22,034	22,487
	Total Expenses (4)	32,547	28,716	31,159	1,15,012	1,11,495
5	Profit / (Loss) before exceptional items and tax (3-4)	807	410	406	1,651	2,361
6	Exceptional Items	NIL	NIL	NIL	NIL	NIL
7	Profit / (Loss) before tax (5-6)	807	410	406	1,651	2,361
8	Tax Expenses					
	a. Current Tax	69	32	(269)	318	675
	b. Deferred Tax Expenses/ (Credit)	(130)	(154)	271	(587)	(681)
	c. MAT Credit Entitlement					
	-Pertaining to Prior Years	(456)	NIL	NIL	(456)	NIL
	d. Income Tax relating to Previous Year	67	NIL	NIL	67	NIL
9	Profit / (Loss) for the period from continuing operations after tax(7-8)	1,257	532	404	2,308	2,368
10	Profit/ (Loss) from discontinuing operations	NIL	NIL	NIL	NIL	NIL
11	Profit / (Loss) for the period after tax (9+10)	1,257	532	404	2,308	2,368
12	Other Comprehensive Income, net of Income Tax					
	(a) items that will not be reclassified to Profit or Loss	(37)	(8)	68	(55)	243
	(b) income tax relating to items that will not be reclassified to Profit or Loss	(15)	(3)	20	(22)	77
	(c) Items that will be reclassified to profit or Loss					
	(d) Income tax relating to Items that will be reclassified to profit or Loss					
13	Total Comprehensive Income for the period (11+12)	1,205	520	492	2,230	2,688
14	Paid - up equity share capital (Face Value of Rs.10/- per share)	482	482	482	482	482
15	Earnings per Share (EPS)					
	a. Basic and Diluted EPS before Extra ordinary items	26.10	11.04	8.39	47.92	49.16
	b. Basic and Diluted EPS after Extra ordinary items	26.10	11.04	8.39	47.92	49.16

Notes:

1. The Financial Results of the Company have been prepared in accordance with the Companies (Indian Accounting Standards) Rules 2015 (Ind As) prescribed under Sec 133 of the companies Act, 2013 and other recognized accounting practices and policies to the extent applicable. The company has for the first time adopted Indian Accounting Standards (Ind AS) from 1st April 2017, with the transition date of 1st April 2016, and accordingly, restated results for the quarter and year ended 31st March, 2017.

2. The above audited financial results were reviewed by the Audit Committee and taken on record by the Board of Directors at their meeting held on 25th May, 2018.

3. Reconciliation between financial Results as reported under previous Indian GAAP and IND AS is as under.

Particulars	(₹ in Lakhs)	
	Quarter ended	Year ended
	31.03.2017	31.03.2017
Net profit / (Loss) after tax as per previous IGAAP	481	2,669
IND AS Adjustments :		
- Actuarial Gain on Employee defined benefit fund reclassified to Other Comprehensive Income	(57)	(224)
- Tax impact on above	(20)	(77)
Net Profit / (Loss) as per Ind AS	404	2,368
Other Comprehensive Income:		
- Gain / (Loss) on Fair Value of Investments	11	20
- Actuarial Gain on Employee defined benefit fund reclassified	57	224
- Tax impact on above	20	77
Total Comprehensive income as per IND AS	492	2,688


Particulars	31 st March 2018	31 st March 2017
Total Equity under previous GAAP	17,849	15,180
Effect of Change in Fair value of Equity instruments	56	(14)
Adjustment of proposed dividend and tax thereon	NIL	580
Effect of reversal of Revaluation reserve on Land	(41)	(41)
Total adjustment to equity	15	525
Total equity under Ind AS	17,865	15,706


This reconciliation statement has been provided in accordance with circular CIR/CFD/FAC/62/2016 issued by SEBI dated 5th July, 2016 on account of implementation of IND AS by listed companies.

4. Previous period figures have been regrouped wherever necessary.

For Loyal Textile Mills Limited

Place : CHENNAI
Date : 25th May, 2018


P Manivannan
Wholetime Director


Valli M Ramaswami
Wholetime Director
and
Chairperson

LOYAL TEXTILE MILLS LIMITED

Registered Office : 21/4 Mills Street, Kovilpatti 628 501


CIN : L17111TN1964PLC001361


STANDALONE STATEMENT OF ASSETS AND LIABILITIES

(₹. in Lakhs)

PARTICULARS	As at 31.03.2018 Audited	As at 31.03.2017 Audited	As at 01.04.2016 Audited
ASSETS			
A. Non-Current Assets			
(a) Property, Plant & Equipment	41,096	44,808	47,624
(b) Capital Work-in-progress	665	310	1,512
(c) Investment property	298	301	311
(d) Other Intangible assets	78	94	-
(e) Financial Assets			
(i) Investments	211	405	491
(f) Other Non-Current Assets	500	1,166	664
Total Non-Current Assets (A)	42,847	47,084	50,602
B. Current Assets			
(a) Inventories	21,923	20,176	15,583
(b) Financial Assets			
(i) Investments	209	595	26
(ii) Trade Receivables	19,051	15,370	13,465
(iii) Cash and Cash Equivalents	293	85	130
(iv) Bank Balance Other than (iii) above	524	804	360
(v) Loans	1,316	1,916	1,706
(vi) Others	212	426	729
(c) Other current Assets	8,277	6,412	9,016
Total Current Assets (B)	51,806	45,785	41,015
Total Assets (A+B)	94,653	92,869	91,617
EQUITY AND LIABILITIES			
C. EQUITY			
(a) Equity Share Capital	482	482	482
(b) Other Equity	18,986	17,384	15,224
Total Equity (C)	19,468	17,865	15,706
D. LIABILITIES			
D1. Non-Current Liabilities			
(a) Financial Liabilities			
(i) Borrowing	15,258	19,482	18,025
(b) Deferred Tax Liabilities (Net)	783	1,803	2,562
Total Non-Current Liabilities (D1)	16,041	21,285	20,588
D2. Current Liabilities			
(a) Financial Liabilities			
(i) Borrowing	31,391	29,976	32,947
(ii) Trade Payables	12,574	7,449	6,488
(iii) Other financial liabilities	13,600	15,282	14,779
(b) Other current liabilities	1,177	770	717
(c) Provisions	178	161	301
(d) Current Tax Liabilities(Net)	224	80	91
Total Current Liabilities (D2)	59,145	53,718	55,324
Total Liabilities D (D1+D2)	75,185	75,004	75,912
Total Equity and Liabilities (C+D)	94,653	92,869	91,617

For Loyal Textile Mills Limited


P Manivannan
Wholetime Director


Valli M Ramaswami
Wholetime Director
and
Chairperson

Place: Chennai

Date: 25th May 2018

LOYAL TEXTILE MILLS LIMITED

Regd. Office: 21/4 Mill Street, Kovilpatti 628 501.

CIN: L17111TN1946PLC001361

STANDALONE SEGMENT-WISE REVENUE, RESULT AND CAPITAL EMPLOYED AS PER REGULATION 33 OF SEBI (LISTING OBLIGATIONS AND DISCLOSURE REQUIREMENTS) REGULATIONS, 2015

(₹. In lakhs)

PARTICULARS	Quarter ended (Audited)			Year ended (Audited)	
	31.03.2018	31.12.2017	31.03.2017	31.03.2018	31.03.2017
Segment Revenue (Textile)					
a) Manufacturing	27,825	26,936	24,366	1,01,923	93,520
b) Trading	4,942	2,077	6,891	13,952	19,954
Net Sales/Income from Operations	32,767	29,012	31,257	1,15,875	1,13,474
Segment Results Profit / (Loss) before tax and interest from: (Textile)					
a) Manufacturing	1,207	1,381	984	5,104	5,265
b) Trading	190	39	170	432	916
Total	1,397	1,421	1,154	5,536	6,181
Less: Interest	578	1,066	984	3,907	4,203
Add: Unallocable income/(Expenditure) (Net)	-12	55	236	22	383
Total Profit / (Loss) before Tax	807	410	406	1,651	2,361
Segment Assets					
a) Manufacturing	89,720	84,231	87,400	89,720	87,400
b) Trading	2,294	1,673	2,703	2,294	2,703
c) Unallocable Assets	2,639	1,885	2,766	2,639	2,766
Total Assets	94,653	87,790	92,869	94,653	92,869
Segment Liabilities					
a) Manufacturing	26,240	17,962	22,432	26,240	22,432
b) Trading	1,514	2,178	1,310	1,514	1,310
c) Unallocable Liabilities	783	3,266	1,803	783	1,803
Total Liabilities	28,536	23,407	25,546	28,536	25,546
Total Capital Employed	66,117	64,383	67,323	66,117	67,323

For Loyal Textile Mills Limited



P Manivannan
Wholetime Director



Valli M Ramaswami
Wholetime Director
and
Chairperson

Place : Chennai

Date : 25th May, 2018

GANESH PRASAD

CHARTERED ACCOUNTANTS

SB 1 & 2, G BLOCK, VAJRA APARTMENTS, 202 BYE PASS ROAD, MADURAI – 625016

PHONE: +91(452) 4355225: 4392225: E-MAIL: natan@ganeshprasad.com, gpcaindia@gmail.com



Independent Auditor's Report on Quarterly and Year to Date Standalone Financial Results of Loyal Textile Mills Limited Pursuant to the Regulation 33 of the SEBI (Listing Obligations and Disclosure Requirements) Regulations, 2015.

To
The Board of Directors
Loyal Textile Mills Limited

1. We have audited the accompanying Statement of Standalone Financial results of **M/s. Loyal Textile Mills Limited** ("the Company") for the year ended 31st March 2018 ("the statement"), being submitted by the Company pursuant to the requirement of Regulation 33 of the SEBI (Listing Obligations and Disclosure Requirements) Regulations, 2015, as modified by Circular No. CIR/CFD/FAC/62/2016 dated 5th July 2016.


Management's Responsibility

2. This statement is the responsibility of the company's management and approved by the Board of Directors, has been compiled from the related Standalone Ind AS financial statements which has been prepared in accordance with the Indian Accounting Standards, prescribed under section 133 of the Companies Act, 2013 read with the relevant rules issued thereunder (Ind As) and other accounting principles generally accepted in India. Our responsibility is to express an opinion on this statement based on our audit of such standalone financial statements.

Auditor's Responsibility

3. We conducted our audit in accordance with the Standards on Auditing specified under Section 143(10) of the Act and other applicable authoritative pronouncements issued by the Institute of Chartered Accountants of India. Those standards and pronouncements require that we plan and perform the audit to obtain reasonable assurance about whether the Statement is free of material misstatement.

An audit involves performing procedures to obtain audit evidence about the amounts and the disclosures in the Statement. The procedures selected depend on the auditor's judgement, including the assessment of the risks of material misstatement of the statement, whether due to fraud or error. In making those risks assessment, the auditor considers internal control relevant to the Company's preparation of the Statement that gives a true and fair view in order to design audit procedures that are appropriate in the circumstances. An audit also includes evaluating the appropriateness of the accounting estimates made by the management. We believe that the audit evidence by us is sufficient and appropriate to



provide a basis for our audit opinion on the Statement.

OFFICES AT MADURAI – CHENNAI – HYDERABAD – COIMBATORE

4. This statement includes the results for the quarter ended 31st March 2018 and the corresponding quarter ended in the previous year, being the balancing figure between audited figures in respect of the full financial years and the unaudited published year to date figures up to the third quarter of the relevant financial year which were subjected to limited review by us.

Opinion

5. In our opinion and to the best of our information and according to the explanations given to us the Statement:
- is presented in accordance with the requirements of Regulation 33 of the SEBI (Listing Obligations and Disclosure requirements) Regulations, 2015, as modified by Circular No. CIR/CFD/FAC/62/2016 dated 5th July 2016; and
 - gives a true and fair view in conformity with the aforesaid Indian Accounting Standards and other accounting principles generally accepted in India, of the net profit including other comprehensive income and other financial information for the year ended 31st March, 2018.

Place: Chennai

Date: 25.05.2018



For GANESH PRASAD
Chartered Accountants
(ICAI Firm Reg. No.000872 S)

S. NATANAGOPAL
Partner
M. No: 022841

LOYAL TEXTILE MILLS LIMITED

Registered Office : 21/4 Mills Street, Kovilpatti 628 501

CIN : L17111TN1964PLC001361

CONSOLIDATED STATEMENT OF AUDITED FINANCIAL RESULTS FOR THE YEAR ENDED 31st MARCH, 2018

(₹. In lakhs except per share data)

S.No	PARTICULARS	Year ended	
		31.03.2018	31.03.2017
		Audited	Audited
1	Revenue from Operations	1,15,882	1,13,649
2	Other Income	773	379
3	Total Revenue (1+2)	1,16,655	1,14,027
4	Expenses:		
	a. Cost of materials consumed	59,617	51,050
	b. Purchases of Stock in Trade	13,124	19,232
	c. Changes in inventories of:		
	- Finished Goods	155	(599)
	- Work in progress	837	(576)
	d. Employee benefits expense	9,295	9,091
	e. Finance Cost	3,907	4,203
	f. Depreciation & Amortisation expense	6,059	6,779
	g. Other expenses	22,010	22,483
	Total Expenses (4)	1,15,004	1,11,663
5	Profit / (Loss) before share of Profit / (Loss) of an Joint Venture and exceptional items - (3-4)	1,651	2,364
6	Share of Profit / (Loss) from a Joint venture	225	139
7	Profit / (Loss) before exceptional items and tax (5+6)	1,876	2,503
8	Exceptional Items	NIL	NIL
9	Profit / (Loss) before tax (7-8)	1,876	2,503
10	Tax Expenses		
	a. Current Tax	318	675
	b. Deferred Tax	(587)	(681)
	c. MAT Credit Entitlement		
	-Pertaining to Prior Years	(456)	
	d. Income Tax relating to Previous Year	67	
11	Profit / (Loss) for the period from continuing operations (9-10)	2,533	2,510
12	Profit/ (Loss) from discontinuing operations	NIL	NIL
13	Profit / (Loss) for the period After Tax (11 - 12)	2,533	2,510
14	Other Comprehensive Income, net of Income Tax		
	(a) items that will not be reclassified to Profit or Loss	(55)	243
	(b) Income tax relating to items that will not be reclassified to Profit or Loss	(22)	77
	(c) Items that will be reclassified to profit or Loss		
	(d) Income tax relating to Items that will be reclassified to profit or Loss		
15	Total Comprehensive Income for the period (13 + 14)	2,456	2,830
16	Paid - up equity share capital (Face Value of Rs.10/- per share)	482	482
17	Earnings per Share (EPS)		
	a. Basic and Diluted EPS before Extra ordinary items	52.60	52.10
	b. Basic and Diluted EPS after Extra ordinary items	52.60	52.10

Notes:

1. The Financial Results of the Company have been prepared in accordance with the Companies (Indian Accounting Standards) Rules 2015 (Ind As) prescribed under Sec 133 of the companies Act, 2013 and other recognized accounting practices and policies to the extent applicable. The company has for the first time adopted Indian Accounting Standards (Ind AS) from 1st April 2017, with the transition date of 1st April 2016, and accordingly, restated results for the quarter and year ended 31st March, 2017.
2. The above audited financial results were reviewed by the Audit Committee and taken on record by the Board of Directors at their meeting held on 25th May, 2018.
3. Reconciliation between financial Results as reported under previous Indian GAAP and IND AS is as under.

(₹ in Lakhs)

Particulars	Year ended
	31.03.2017
Net profit after tax as per previous IGAAP	2,810
IND AS Adjustments :	
- Actuarial Gain on Employee defined benefit fund reclassified to Other	(224)
- Tax impact on above	(77)
Net Profit as per Ind AS	2,509
Other Comprehensive Income:	
- Gain / (Loss) on Fair Value of Investments	20
- Actuarial Gain on Employee defined benefit fund reclassified	224
- Tax impact on above	77
Total Comprehensive income as per IND AS	2,830

Reconciliation of Equity

(₹ in Lakhs)


Particulars	31 st March 2017	01 st April 2016
Total Equity under previous GAAP	18,777	16,091
Effect of Change in Fair value of Equity instruments	56	(14)
Adjustment of proposed dividend and tax thereon	NIL	580
Effect of reversal of Revaluation reserve on Land	(41)	(41)
Total adjustment to equity	16	525
Total equity under Ind AS	18,792	16,616

This reconciliation statement has been provided in accordance with circular CIR/CFD/FAC/62/2016 issued by SEBI dated 5th July, 2016 on account of implementation of IND AS by listed companies.

4. Previous Year figures have been regrouped wherever necessary.

For Loyal Textile Mills Limited


P Manivannan
Wholetime Director


Valli M Ramaswami
Wholetime Director
and
Chairperson

Place : CHENNAI

Date : 25th May 2018

LOYAL TEXTILE MILLS LIMITED

Registered Office : 21/4 Mills Street, Kovilpatti 628 501

CIN : L17111TN1964PLC001361

CONSOLIDATED STATEMENT OF ASSETS AND LIABILITIES

(₹. in Lakhs)

PARTICULARS	As at 31 st March 2018 Audited	As at 31 st March 2017 Audited	As at 01 st April 2016 Audited
ASSETS			
A. Non-Current Assets			
(a) Property, Plant & Equipment	41,096	44,877	47,711
(b) Capital Work-in-progress	665	310	1,512
(c) Investment Property	298	301	311
(d) Other Intangible assets	78	94	-
(e) Financial Assets			
(i) Investments	1,550	1,448	1,520
(f) Other Non-Current Assets	500	1,166	664
Total Non-Current Assets (A)	44,186	48,196	51,718
B. Current Assets			
(a) Inventories	21,923	20,176	15,583
(b) Financial Assets			
(i) Investments	209	595	26
(ii) Trade Receivables	19,089	15,489	13,675
(iii) Cash and Cash Equivalents	336	104	148
(iv) Bank Balance Otherthan (iii) Above	524	804	360
(v) Loans	1,326	1,930	1,751
(vi) Others	212	426	729
(c) Other Current Assets	8,103	6,179	8,693
Total Current Assets (B)	51,723	45,702	40,965
Total Assets (A+B)	95,909	93,898	92,683
EQUITY AND LIABILITIES			
C. Equity			
(a) Equity Share Capital	482	482	482
(b) Other Equity	20,210	18,311	16,135
Total Equity (C)	20,692	18,793	16,616
D. LIABILITIES			
D1. Non-Current Liabilities			
(a) Financial Liabilities			
(i) Borrowing	15,258	19,482	18,025
(b) Deferred Tax Liabilities (Net)	783	1,803	2,562
Total Non-Current Liabilities (D1)	16,041	21,285	20,588
D2. Current Liabilities			
(a) Financial Liabilities			
(i) Borrowing	31,412	29,976	32,947
(ii) Trade Payables	12,575	7,480	6,516
(iii) Other Financial liabilities	13,609	15,295	14,803
(b) Other Current Liabilities	1,178	816	806
(c) Provisions	178	173	315
(d) Current Tax Liabilities(Net)	224	80	91
Total Current Liabilities (D2)	59,177	53,820	55,479
Total Liabilities D (D1+D2)	75,217	75,105	76,067
Total Equity and Liabilities (C+D)	95,909	93,898	92,683

For Loyal Textile Mills Limited

P Manivannan
Wholetime Director

Valli M Ramaswami
Wholetime Director
and
Chairperson

Place : Chennai

Date: 25th May 2018

LOYAL TEXTILE MILLS LIMITED

Regd. Office: 21/4 Mill Street, Kovilpatti 628 501.


CIN: L17111TN1946PLC001361


CONSOLIDATED SEGMENT-WISE REVENUE, RESULT AND CAPITAL EMPLOYED AS PER REGULATION 33 OF SEBI (LISTING OBLIGATIONS AND DISCLOSURE REQUIREMENTS) REGULATIONS, 2015

(₹. In lakhs)

PARTICULARS	Year ended (Audited)	
	31.03.2018	31.03.2017
Segment Revenue (Textile)		
a) Manufacturing	1,01,930	93,695
b) Trading	13,952	19,953
Net Sales/Income from Operations	1,15,882	1,13,649
Segment Results [Profit(+)/ Loss (-) before tax and interest from: (Textile)		
a) Manufacturing	5,122	5,193
b) Trading	432	916
Total	5,554	6,109
Less: Interest	3,907	4,221
Add: Unallocable income/(Expenditure) (Net)	4	476
Total Profit before Tax	1,651	2,364
Segment Assets		
a) Manufacturing	89,555	86,372
b) Trading	2,298	3,622
c) Unallocable Assets	3,979	3,810
Total Assets	95,832	93,804
Segment Liabilities		
a) Manufacturing	24,422	19,658
b) Trading	3,343	4,186
c) Unallocable Liabilities	783	1,803
Total Liabilities	28,547	25,647
Total Capital Employed	67,284	68,156

For Loyal Textile Mills Limited


P Manivannan
Wholetime Director


Valli M Ramaswami
Wholetime Director
and
Chairperson

Place: Chennai

Date : 25th May 2018

GANESH PRASAD

CHARTERED ACCOUNTANTS

SB 1 & 2, G BLOCK, VAJRA APARTMENTS, 202 BYE PASS ROAD, MADURAI – 625016

PHONE: +91(452) 4355225: 4392225: E-MAIL: natan@ganeshprasad.com, gpcaindia@gmail.com



Independent Auditor's Report on Quarterly and Year to Date Consolidated Financial Results of Loyal Textile Mills Limited Pursuant to the Regulation 33 of the SEBI (Listing Obligations and Disclosure Requirements) Regulations, 2015.

To
The Board of Directors
Loyal Textile Mills Limited

1. We have audited the accompanying Statement of Consolidated Financial results of **M/s. Loyal Textile Mills Limited** ("the Holding Company") and its Subsidiary and Jointly Controlled Entity (together referred to as "the Group") for the year ended 31st March 2018 ("the statement"), being submitted by the Company pursuant to the requirement of Regulation 33 of the SEBI (Listing Obligations and Disclosure Requirements) Regulations, 2015, as modified by Circular No. CIR/CFD/FAC/62/2016 dated 5th July 2016.

Management's Responsibility

2. This statement is the responsibility of the Holding Company's management and approved by the Board of Directors, has been compiled from the related Standalone Ind AS financial statements which has been prepared in accordance with the Indian Accounting Standards, prescribed under section 133 of the Companies Act, 2013 read with the relevant rules issued thereunder (Ind As) and other accounting principles generally accepted in India. Our responsibility is to express an opinion on this statement based on our audit of such consolidated financial statements.

Auditor's Responsibility

3. We conducted our audit in accordance with the Standards on Auditing specified under Section 143(10) of the Act and other applicable authoritative pronouncements issued by the Institute of Chartered Accountants of India. Those standards and pronouncements require that we plan and perform the audit to obtain reasonable assurance about whether the Statement is free of material misstatement.

An audit involves performing procedures to obtain audit evidence about the amounts and the disclosures in the Statement. The procedures selected depend on the auditor's judgement, including the assessment of the risks of material misstatement of the statement, whether due to fraud or error. In making those risks assessment, the auditor considers internal control relevant to the Holding Company's preparation of the Statement that gives a true and fair view in order to design audit procedures that are appropriate in the circumstances. An audit also includes evaluating the appropriateness of the accounting estimates made by the management.



OFFICES AT MADURAI – CHENNAI – HYDERABAD – COIMBATORE

We believe that the audit evidence by us and the audit evidence obtained by the other auditors in terms of their reports referred to in other matters paragraph below, is sufficient and appropriate to provide a basis for our audit opinion on the Statement.

4. This statement includes the results for the quarter ended 31st March 2018 and the corresponding quarter ended in the previous year, being the balancing figure between audited figures in respect of the full financial years and the unaudited published year to date figures up to the third quarter of the relevant financial year which were subjected to limited review by us.

Opinion

5. In our opinion and to the best of our information and according to the explanations given to us, and based on the consideration of the reports of the other auditors on separate financial statements and other financial information of subsidiary and jointly controlled entity referred to in other matters paragraph below, the Statement:
 - i. Includes the results of the following entities:
Loyal International Sourcing Private Limited (Subsidiary Company),
Gruppo P&P Loyal Spa, Italy (Jointly Controlled Entity)
 - ii. is presented in accordance with the requirements of Regulation 33 of the SEBI (Listing Obligations and Disclosure requirements) Regulations, 2015, as modified by Circular No. CIR/CFD/FAC/62/2016 dated 5th July 2016; and
 - iii. gives a true and fair view in conformity with the aforesaid Indian Accounting Standards and other accounting principles generally accepted in India, of the net profit including other comprehensive income and other financial information of the Group for the year ended 31st March, 2018.

Other Matters

6. We did not audit the financial statements of one subsidiary, whose financial statements reflect total assets of Rs. 74.55 lakhs as at 31st March 2018, total revenues of Rs. 54.72 lakhs, total profit after tax of Rs. 0.38 lakhs, total comprehensive income of Rs. 0.38 lakhs and net cash inflows amounting to Rs. 3.66 lakhs for the year ended on that date, as considered in the consolidated financial statements. The Consolidated financial statements also include the Group's share of net profit of Rs. 225.26 lakhs for the year ended 31st March 2018 as considered in the consolidated financial statements, in respect of one jointly controlled entity, whose financial statements/financial information have not been audited by us. These financial statements/financial information have been audited by other auditors whose reports have been furnished to us by the Management and our opinion on the consolidated financial statements, in so far as it relates to the amounts and disclosures included in respect of subsidiary and jointly controlled entity, and our report in terms of sub-section (3) of Section 143 of the Act, in so far as it relates to the aforesaid subsidiary and jointly controlled entity, is based solely on the reports of the other auditors.



The comparative financial information of the company for the year ended 31st March 2018 prepared in accordance with Ind AS included in this statement have been audited by the predecessor auditor. The report of the predecessor auditor on the comparative financial information dated 29th May 2017 (for the year ended 31st March 2017) expressed an unmodified opinion.

Our opinion on the consolidated financial statements is not modified in respect of the above matters with respect to our reliance on the work done and the reports of the other auditors.

Place: Chennai

Date : 25-05-2018



For GANESH PRASAD
Chartered Accountants
(ICAI Firm Reg. No. 000872 S)

S. Natanagopal
S. NATANAGOPAL
Partner
M. No: 022841